

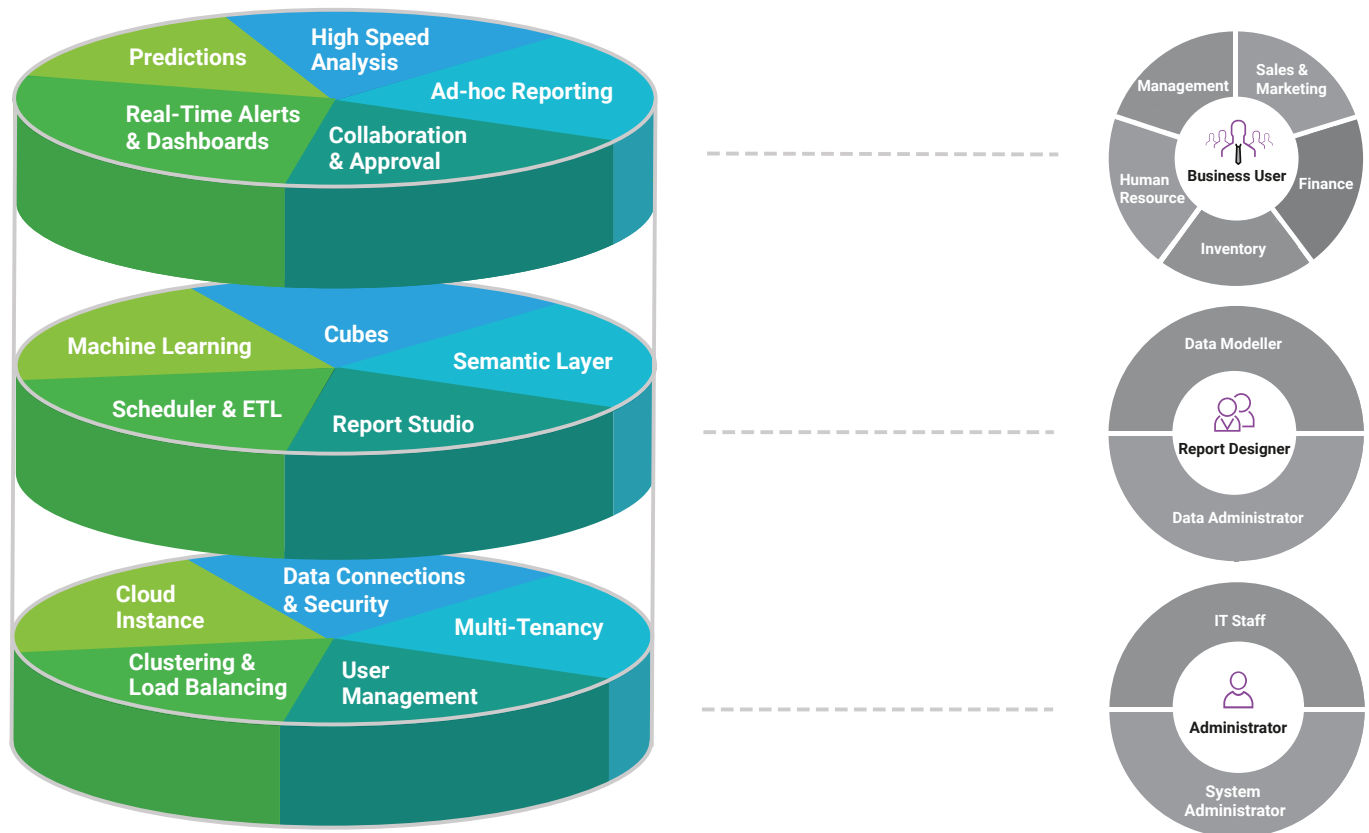
# Intelligent Insights for Everyone

intellicus

# Future Ready BI

## We have you covered

Simple • Secure • Scalable • Self-Serve BI



Intellicus is packed with features for everyone in the organization, from IT and data administrators to business users to access insights out of data as per their roles and needs.



Intellicus comes with a wide array of features that meet all your BI needs.

### Canned Standard Reporting

Design highly formatted, pixel-perfect, printable forms and operational reports. Get contemporary style of web controls like dynamic data grids and various charting options for data depiction.

### Self-serve Ad-hoc Reporting

Our intuitive, drag-and-drop UI enables you to customize reports according to your business needs, and derive meaningful insights whenever you need.

### High Speed OLAP

Sub-second, multi-dimensional analytics to let you explore all your data in a single screen to give a panoramic view of your business at the speed of your thought.

### ETL enabled Metalayer

Join data from multiple systems to bring them into a single report or dashboard. You can extract and transform the data from diverse sources- both modern and traditional for your analytics.

### Report Scheduling and Bursting

Schedule to auto-deliver reports to various stakeholders. You can distribute reports in different formats and customize the view for recipients.

### Enterprise Mobility

Stay connected with your data anywhere, anytime with Intellicus mobile BI. You can access your dashboards & reports on any iOS and Android handheld devices.

### Certified Security

Access your data safely with certified, anti-theft security. Our multiple layers of security ensure 100% data protection on all devices.

### International Multilingual Support

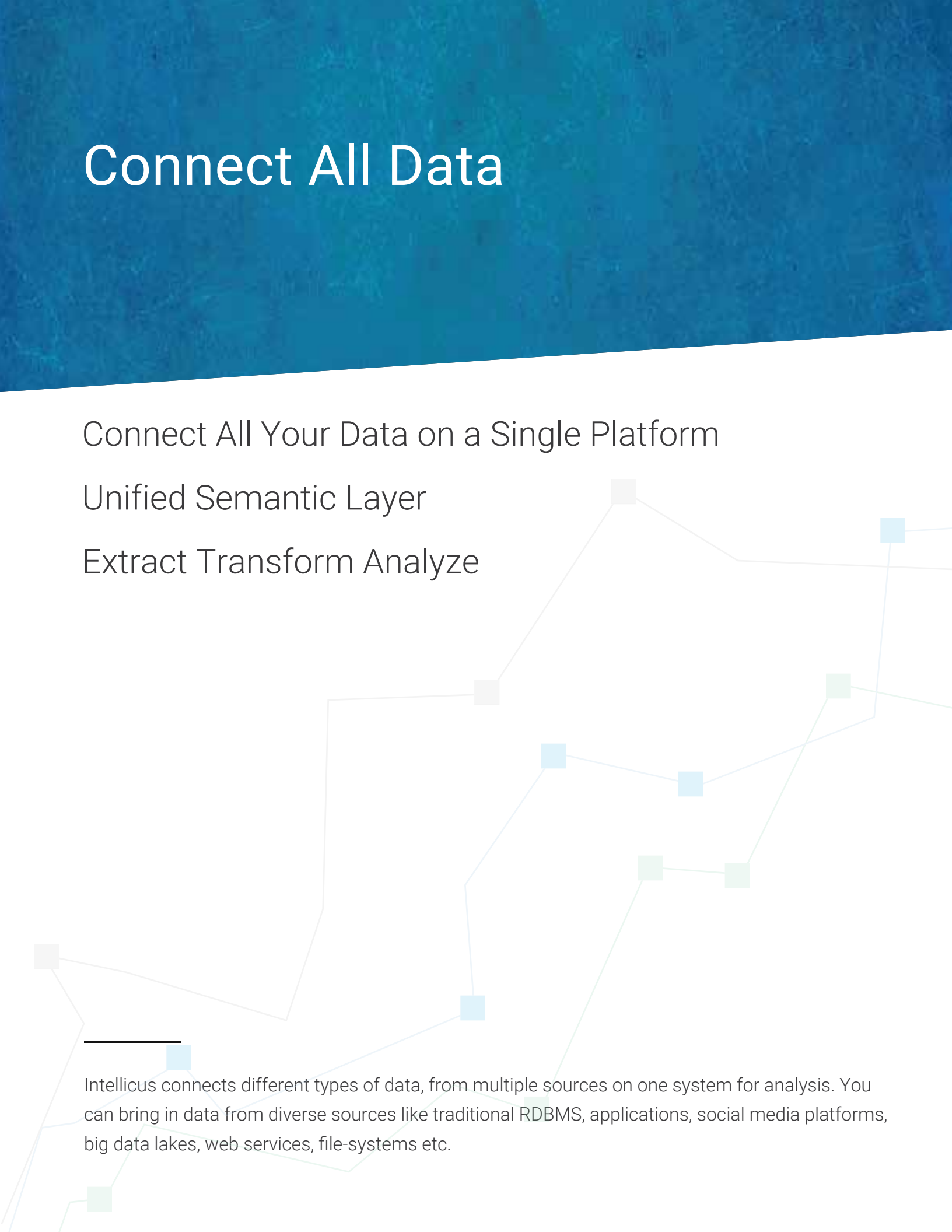
Read your data in the language of your choice. 30+ international languages to choose from. Intellicus lets you visualize reports in your own language without any boundaries.

# Connect All Data

Connect All Your Data on a Single Platform

Unified Semantic Layer

Extract Transform Analyze

An abstract network diagram with nodes and lines. The nodes are represented by small squares in various colors: light gray, light blue, and light green. The lines are thin and connect the nodes in a complex, non-linear fashion, creating a web-like structure. The background is a solid blue color with a subtle texture.

Intellicus connects different types of data, from multiple sources on one system for analysis. You can bring in data from diverse sources like traditional RDBMS, applications, social media platforms, big data lakes, web services, file-systems etc.



## ETL and Semantic Layer

Intellicus' built-in ETL and semantic layer feature let you build an enterprise data warehouse and business data layer for end user self-serve business analytics.

## RDBMS

Intellicus can connect to all the Relational Database Management systems using JDBC, ODBC and even other vendor-specific technologies. From the heavyweights Oracle, IBM DB2, Sybase, MSSQL to popular systems like PostgreSQL, MYSQL, Intellicus connects all of them to build a unified semantic layer.

## File Systems

Flat files are popularly used for exporting data and offer a simple interface to communicate with them. With Intellicus, you can connect to Microsoft Excel spreadsheets, CSV files, XML, JSON, files on FTP and network path etc. and do attractive reporting on your raw data.

## Web Services

Intellicus can extract data from web service and microservice applications, social media platforms and help you transform it for reporting and analytics. Intellicus supports REST and SOAP.

## Streaming Data Sources

With Intellicus you can perform powerful real-time analytics on data coming from streaming data sources to get timely and actionable insights. Intellicus helps you to read events in real time from messaging queues like RMQ, JMS and KAFKA.

## Big Data Analytics

You can leverage the power of distributed data processing platforms like Hadoop, Greenplum, Teradata, Cassandra, Impala, Vertica, SAP HANA, Hive, MongoDB etc. with Intellicus to perform MapReduce or similar job-based data processing for analytics and pull out deeper insights from your data.

## Cloud Compatibility

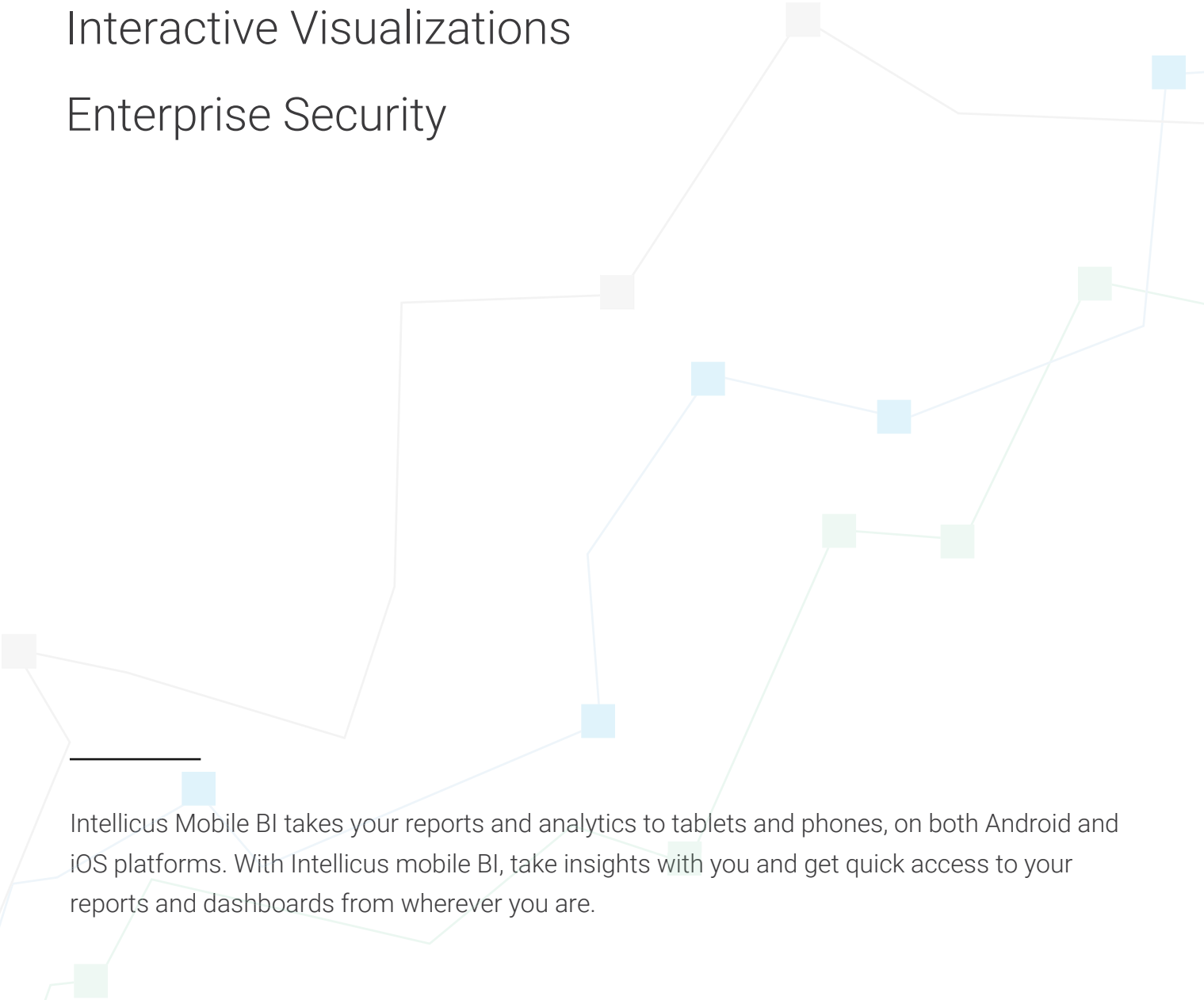
Intellicus can seamlessly connect to your data sources on cloud and help you extract data as it is generated. AmazonEC2, AmazonS3, Microsoft Azure etc. are some of many that it connects with.

# Mobile Analytics

Reports and Dashboards on Mobile

Interactive Visualizations

Enterprise Security

An abstract graphic consisting of several thin, light-colored lines (grey, blue, and green) that connect small, semi-transparent squares of the same colors. The lines and squares are scattered across the lower half of the page, creating a network-like or data-path visual.

Intellicus Mobile BI takes your reports and analytics to tablets and phones, on both Android and iOS platforms. With Intellicus mobile BI, take insights with you and get quick access to your reports and dashboards from wherever you are.



## Interactive Visualizations

Perform ad-hoc and multidimensional analysis on the move with or without internet connectivity. Choose from a wide variety of charts to build visually rich reports on your mobile.

## Mobile-Ready Reports

Subscribe to Dashboards and Reports on mobile devices. Update data when online, interact & analyze while offline. Compare versions for delta analyses.

## Self-Serve Analysis

Swipe & tap for measuring data on various parameters. Draw charts on different dimensions and drill into details. Apply filtering, sorting and grouping for detailed analysis. Take easy actions that do not need guidance from IT people.

## Intuitive Ad-hoc & High-Speed Report Viewer

Use ad-hoc & high-speed report viewer in Intellicus mobile BI to get the accurate, real-time and interactive analysis of data from various dimensions. Intellicus responsive reports and dashboards dynamically adapt to any screen size by rearranging and resizing visuals without any efforts.

## Enterprise Grade Security

Intellicus' stringent security measures ensure that your data is safe, always. From the server, the access to reports and dashboard is controlled by your role, with an option to whitelist the mobile device from which you can access the reports. The administrator can also block the device and recall data in case of a lost device or user discontinuation. You can set a secret pin code to secure Intellicus on your device.

## Embed Mobile BI

Intellicus mobile SDK embeds all the mobile BI features into your mobile application. Creating a new mobile application or releasing a customized version on the App store is a matter of few hours of work using Intellicus mobile SDK.

## In the store

The off-the-shelf Intellicus mobile application and the SDK both are available on iOS App Store and Google Play Store.

Download the Intellicus mobile application from the stores and try it yourself!

# Analytics That Keep You Ahead

---

Intellicus is one of the world's leading Business Intelligence and Analytics platforms. More than 60% of Fortune companies are using Intellicus to build powerful reports and dashboards with ease. Our interactive web and mobile platforms give users the power to access, view, and interact with corporate data anywhere. With over 50,000 installations worldwide, we are assisting organizations to make better informed decisions.