Desktop Studio: Hyperlinking reports

Intellicus Enterprise Reporting and BI Platform

©Intellicus Technologies
info@intellicus.com
www.intellicus.com

Copyright © **2010** Intellicus Technologies

This document and its content is copyrighted material of Intellicus Technologies. The content may not be copied or derived from, through any means, in parts or in whole, without a prior written permission from Intellicus Technologies. All other product names are believed to be registered trademarks of the respective companies.

Dated: - April 2010.

Acknowledgements

Intellicus acknowledges using of third-party libraries to extend support to the functionalities that they provide.

For details, visit: http://www.intellicus.com/acknowledgements.htm .

Contents

Making a field Hyperlink 3
Hyperlink the field to open a specific URL 3
Hyperlink the field to open a specific report 4
Details of hyperlink window Target 4
Prefetch drilldown 5

Making a field Hyperlink

When you make a component a clickable hyperlink, you can link a URL or a report with that report.

Using this feature you can make "drill-down" reports or “linked reports”.

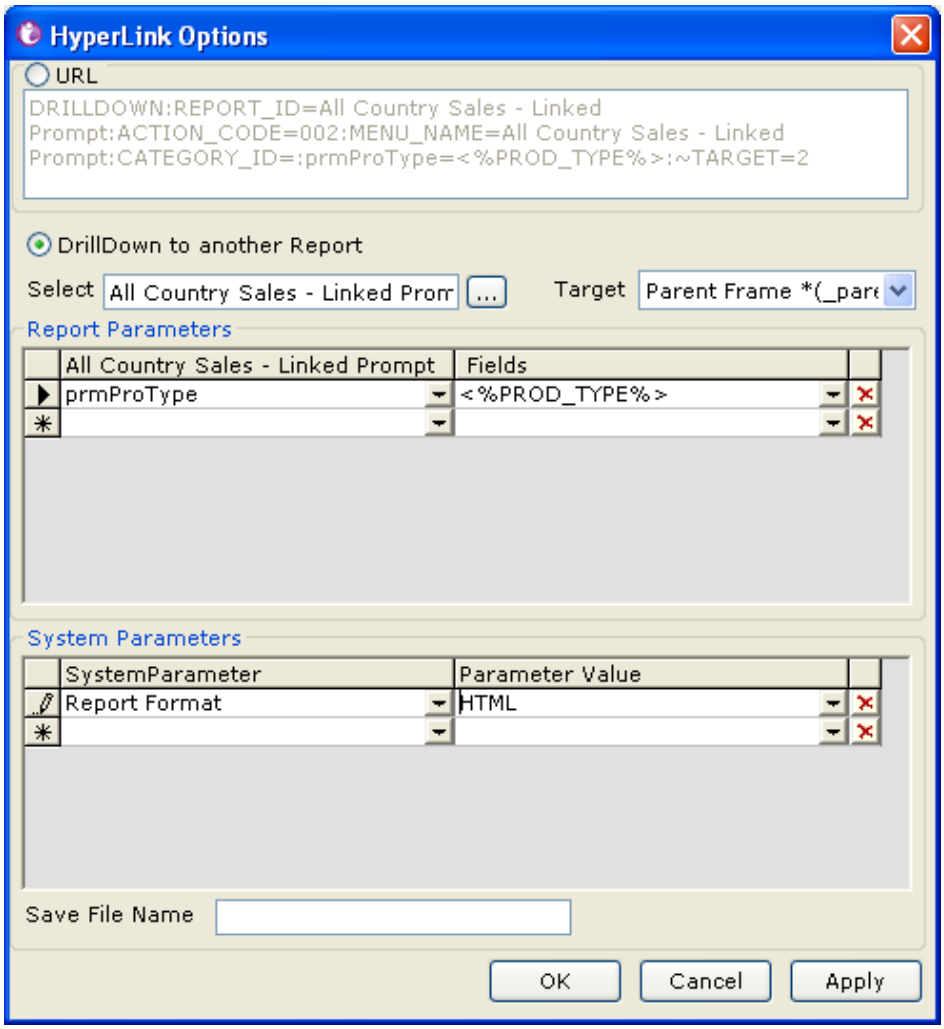

Figure 1: Hyperlink options dialog box

Hyperlink the field to open a specific URL

1. Click **URL** option button.
2. In the box provided below **URL** option button, specify the URL.
3. Click **OK**.

Hyperlink the field to open a specific report

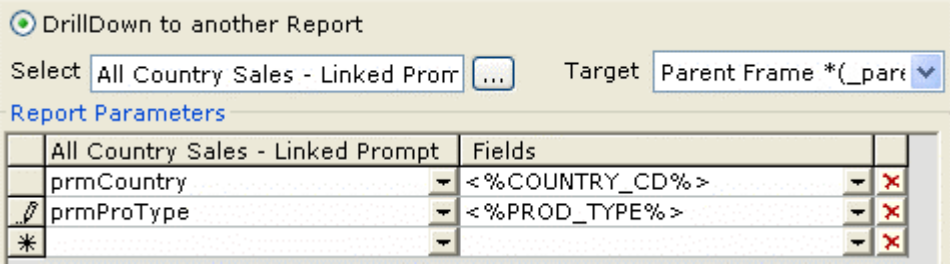

Figure 2: Report Parameters area of Hyperlink options dialog box

1. Click **Drill down to another report** option button.
2. In **Select** entry box, select the report that should be opened when the hyperlink is clicked.
3. Select the most appropriate option for **Target**. This is the way report in the hyperlink will open.
4. Specify **Report Parameter** and the value field if the report needs any report parameters to run.
5. Specify **Save File Name** to use when the report is implicitly published.
6. Click **Ok**.

Report Parameter is the parameter in the report being set as hyperlink. Value field is the field within the report that will have hyperlink.

Details of hyperlink window Target

Option	Effect in HTML Viewer
New Window	Opens hyperlinked report in a new browser window.
Same Frame	Opens hyperlinked report in the same frame of browser window.
Parent Frame	Opens hyperlinked report in parent frame. Hyperlink navigation panel is opened for report navigation.
Parent window	Opens hyperlinked report in the window in which application is running.



Figure 3: Report Navigation Panel in HTML Viewer

Specify System Parameter(s) and their value(s) to be considered for the report being set as hyperlink.

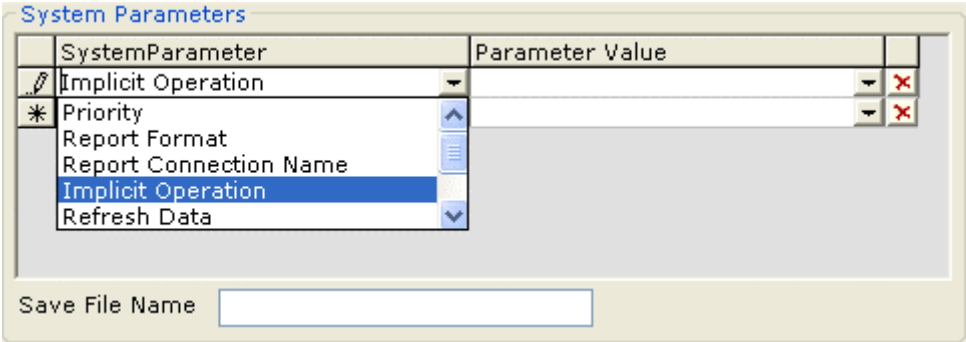

Figure 4: System parameters area of Hyperlink Options dialog box

System parameters and their values

- **Priority:** low, medium, high.
- **Report Format:** SYS_REPORT_FORMAT (to use the format of the report from where hyperlinked report is run), HTML, ACROBAT PDF, JVISTA, COMMA SEPARATED, TEXT, MS EXCEL, XML, INTERACTIVE, MS WORD.
- **Report Connection Name:** Select the database using which the report should be run.
- **Implicit Operation:** In addition to view the file, if report needs to be published, select Publish.
- **Refresh Data:** Run the report with data refreshed from database server.
- **Prefetch Drilldown:** To start generating hyperlinked report even if user has not clicked hyperlink to run the report. More information on this option is provided later in the chapter.
- **Pagination:** Select the right option as per need to break pages by *Single Page* (increase page width and length to any size), *Multiple Page* (divide in width, divide in length as per need) and *Horizontal Breaks* (divide in length only, increase width to any size).
- **HTM Show toolbar:** When viewed in HTML, set Yes to have HTML Toolbar, set No for not having toolbar and set Multipage to have toolbar only if report is extended to more than one page.

Prefetch drilldown

On a report, when a user clicks a hyperlink, Intellicus starts generating the hyperlinked report (also known as drilldown report) and displays it. For longer child reports, this may take some time.

Use PREFETCH_DRILLDOWN to save time taken for generation of child reports. When this feature is turned on, Intellicus will generate drilldown report (child report) along with the parent report (even if the user has not clicked the hyperlink on the parent report). This way since the hyperlinked report (also known as drilldown report or child report) will be already been generated before the user clicks the link, user will get a much faster response.

This is how it works

When a report that has hyperlinked report with Prefetch drilldown = true at the end of the URL, Intellicus generates the hyperlinked report and stores on report server in "rpg" format. When a user clicks the hyperlink on parent report, Intellicus picks up the pre-generated report and presents in whichever format user has asked for. This way, you get a faster response.

Note

If a parent report is saved (published), all the child reports will also be saved for the same time duration as that of parent report. For example, if a parent report is published up to January 1 2007, all the child reports will be published up to January 1 2007,

If a parent report is only viewed (for example, HTML), all the child reports will be generated and saved. However, in this case, they will be available only up to same day midnight. For example, if a parent report is viewed on May 11 2006, all the child reports will be generated and will be available up to May 11 2006, 11:59:59 pm. Intellicus will start process to delete those reports at 12 midnight.